



Trailseeker

ACCESSORIES | 2026



Powered by love.





Powered by love.

Genuine Subaru Trailseeker Accessories

An EV that's built for high-energy adventure to let you go anywhere.

It's designed with confident capability and built with plenty of power to let you explore your adventurous side. Introducing the all-new 2026 Subaru Trailseeker. Explore without limits with the addition of Genuine Subaru Accessories.

CONTENTS

- Protection and Security 3-8
- Style..... 9-11
- Audio / Media 12
- Comfort and Convenience 13-14
- Lifestyle 15-22
- Pet-friendly 23-26



Genuine Subaru Accessories are backed by the vehicle's 3-year or 36,000-mile limited warranty, even if the accessory is installed after retail delivery. Genuine Subaru Accessories installed after the 3-year/36,000-mile warranty period are backed by a 1-year, unlimited mileage warranty. See your warranty and maintenance booklet for more details.

Genuine Subaru Lifestyle Accessories by Thule® have a limited lifetime warranty for the original purchaser.

Conserve its contours and capability.

The Subaru Trailseeker is safe and reliable, allowing you to reach a new level of adventure. Help keep its ultramodern design safe from harm with the addition of Genuine Subaru Accessories.



Splash Guards

Help protect vehicle paint finish from stones and road grime.

- ◆ *Engineered to help reduce wind noise and aerodynamic drag.*
- ◆ *Durability tested to withstand extreme weather and driving conditions.*

PK38942T20SP

Ground clearance is reduced when Splash Guards are installed.



Door Edge Guards

Help protect your door edges from dings and chips with custom-fit, body color-matched, stainless steel Door Edge Guards. They help preserve the appearance of your Subaru while seamlessly blending into the door design.

- PS9364223144 (Brilliant Bronze Metallic)**
- PS9364223140 (Crystal Black Silica)**
- PS9364223142 (Crystal White Pearl)**
- PS9364223147 (Daybreak Blue Pearl)**
- PS9364223143 (Magnetite Gray Metallic)**
- PS9364223145 (Sapphire Blue Pearl)**



Seat Cover – Front

Keep your front seats tidy and protect them from spills, stains, dust and dirt. Great for life on the go.

- ✦ *Custom-fitted, machine-washable and water-resistant.*
- ✦ *Made with a polyester front and polyurethane coated back.*
- ✦ *Full coverage to help protect seatbacks from wear and tear.*
- ✦ *Slips into the seatback pocket to help prevent damage to pocket upholstery.*

F411SWV000



Wheel Locks

Bright chrome wheel locks help deter theft of wheels and tires. Includes four locks and key.

PS27600900



Body Side Molding

Attractive, color-matched moldings coordinate with the styling of the vehicle while helping to protect doors from unsightly dings.

J101SWV000Q7 (Brilliant Bronze Metallic)

J101SWV000V2 (Crystal Black Silica)

J101SWV000W6 (Crystal White Pearl)

J101SWV000FG (Daybreak Blue Pearl)

J101SWV000M3 (Magnetite Gray Metallic)

J101SWV000G8 (Sapphire Blue Pearl)



All-Weather Floor Liners

High wall design helps protect the vehicle carpet from spills, snow, sand, mud, dirt and moisture.

- ✦ *Engineered to precisely fit the Trailseeker footwell area.*
- ✦ *Constructed with soft, durable materials to help minimize warping, fading or tearing vs. aftermarket alternatives.*

J501SWV000

Not intended for use on top of Carpeted Floor Mats.



Door Scuff Protector

A durable, easy to clean plastic shell that protects your doors from common shoe scuffs and other scrapes when entering and exiting your vehicle. The unique texture complements the design of the Trailseeker. Comes in a set of four.

J131SWV000



Rear Door Sill Step Guard

Protect your door sill when extra height is needed to reach your roof top gear.

- ✦ *Textured surface helps provide more secure footing when accessing roof top gear.*

E1010WV000



Cargo Sidewall Protector

Extend protection to the cargo area wheel well trim panels.
Set of two.

- ✦ *Engineered for a precise fit vs. aftermarket parts.*
- ✦ *Texture- and pattern-matched with the Rear Seatback Protector and Cargo Tray to create a seamless appearance.*

J501SWV150



Rear Seatback Protector

Provides additional protection to the rear seatbacks when lowering the seats to transport larger cargo. Use in conjunction with the Cargo Tray for optimal protection.

J501SWV120



Extensive testing is performed on Genuine Subaru Accessories to help ensure strict Subaru engineering specifications and safety requirements are met.



Side Window Deflectors

Keep inclement weather out and allow fresh air in.

- ✦ *Engineered with the vehicle for a seamless fit and complementary appearance vs. aftermarket parts.*
- ✦ *Evaluated for water intrusion.*
- ✦ *Tested to help reduce wind noise and vibration.*

F0010WV000

May not be legal in all states. Please check the laws of your state.



Rear Bumper Appliqué

Lightly textured black satin film helps protect the bumper upper surface and leading edge. Includes a subtle gray Subaru logo.

PS92942262



Battery Charger and Maintainer

Custom engineered for Subaru vehicles to efficiently charge 12-volt lead acid batteries and maximize battery life. Comes with alligator clamps for quick connections and ring-terminals for more permanent connections, to help ensure your vehicle's battery is ready for your next adventure.

- ◆ Fully automatic charging with LED lights and countdown timer to indicate remaining charge time.
- ◆ 'Try' LED light indicates when you can attempt to start your vehicle.
- ◆ 'Reconditioning' mode restores deeply discharged batteries.
- ◆ Reverse polarity protection.
- ◆ Designed with a rubber bumper to protect both the accessory and the vehicle during use.

SOA9010001

Severe Weather Companion

Contains items to provide basic needs such as warmth, light, water, first aid and the ability to signal for help if an unexpected weather emergency is experienced. Contents are packaged in a padded, embroidered carrying case.

SOA907A002



Roadside Emergency Kit

Contains essential items to assist you in an automotive emergency, including jumper cables, a reflective triangle, a first aid kit and more. Contents are packaged in a padded, embroidered carrying case.

SOA907A001



First Aid Kit

Contains supplies to treat minor scrapes and scratches. The kit includes an assortment of self-adhesive bandages and gauze, adhesive tape, scissors, tweezers, an emergency blanket, a first aid guide and more. Contents are packaged in a zippered, Subaru-branded bag for easy accessibility.

SOA9031300



Project your personality.


Your Subaru Trailseeker is built with strong lines and smooth contours for a powerful presence on every adventure. Add to its unique appearance with Genuine Subaru Accessories to make it exclusive to you.



Cargo Sill – Illuminated

Features the Trailseeker logo in bright white lighting to add an attractive accent to the cargo sill's left and right upper surface and helps protect it from everyday wear, scratches and scuffs. Lighting is activated when the hatch is opened and turns off when the hatch is closed.

PS99842260



Exterior Graphics – Side

Add a stylish touch to your Trailseeker with graphics for the lower door panels.

- ◆ *Designed and tested to meet stringent Subaru durability requirements.*
- ◆ *PVC film construction with contrasting black and subtle gray tones.*
- ◆ *Die-cut and sized for precise placement and fit.*

J121SWV000





Side Sill Plates – Illuminated

Feature the Trailseeker logo in bright white lighting to add an attractive accent to the doorframe. Lighting is activated when the door is opened and turns off when the door is closed. Engineered to stand up to everyday wear and tear to keep your doorframe safe from scratches and scuffs.

PS99842266



Key Chain – Carbon Fiber

Carbon fiber composite and stainless steel key chain with leather strap and universal split ring.

SOA342L155



Key Chain – Stainless Steel

Made from 1/8-inch thick 304-stainless steel, with a brushed finish and permanent black laser-etched graphics.

SOA342L162



Auxiliary Rear Gate Light

Significantly enhances nighttime visibility in the cargo area with bright, white LED lighting. When the vehicle hatch is opened, lighting projects from the deck lid directly in front of, and into the cargo area. Lighting automatically turns off when the vehicle hatch is closed.

- ★ *Integrated solution designed specifically for the Subaru Trailseeker.*
- ★ *Replaces an existing interior panel for seamless installation.*
- ★ *Integrated into vehicle's electrical infrastructure for uninterrupted functionality.*

PT4134226020

Genuine Subaru License Plate Frames are manufactured from superior quality 304-stainless steel that will not rust or corrode and feature a 2-hole design. Kits include matching hardware fastener caps for a seamless appearance.



License Plate Frames – Slim Line

Feature a 1/2" frame width around all four sides.

SOA342L104 (Stainless Steel)

SOA342L105 (Matte Black)



License Plate Frames – Slim Line (Subaru)

Frames display the Subaru logo and feature a 1/2" frame width around all four sides.

SOA342L152 (Stainless Steel)

SOA342L153 (Matte Black)



License Plate Frames – Adventure Seeker

You pick the adventure, your Subaru will get you there. Adventure Seeker license plate frames are for the explorer. Feature a 1/2" frame width around the top and sides and 1-1/8" width bottom.

SOA342L163 (Matte Black)

SOA342L164 (Stainless Steel)



License Plate Frames (Subaru)

Frames display the Subaru logo in UV-resistant polyurethane coating and feature a 1/2" frame width around the top and sides and 1-1/8" width bottom.

SOA342L127 (Stainless Steel)

SOA342L167 (Matte Black)



License Plate Mounting Bracket – Universal Fit

With four holes across the top, the license plate mounting bracket can be installed without drilling on models with existing bumper holes. Stainless steel with black powder coated finish. Includes mounting hardware for easy installation.

SOA342L171



License Plate Frame (Slim Line) and License Plate Mounting Bracket – Universal Fit

This set includes a slim line license plate frame and front license plate frame mounting bracket.

SOA342L169 (Stainless Steel)

SOA342L170 (Matte Black)

A confident connection.

Explore in confidence with Genuine Subaru Accessories and keep your personal devices charged during all your adventures.



USB Charging Cable Set

Quickly charge mobile devices while you're on the go. Designed in signature Subaru blue, Genuine Subaru cables offer superior quality and durability compared to typical aftermarket cables. Packaged in a zippered Subaru-branded storage case, the set of four, 3 ft. cables allow you and your passengers to charge and connect while on the road.

- ✦ *Includes Velcro® cable ties to keep cables neat, tidy and organized when not in use.*
- ✦ *Universal compatibility designed to work flawlessly with any device that uses a USB-A or USB-C port.*
- ✦ *Includes MFi-certified, unique and verified serial number and authorization chip issued by Apple® to ensure compatibility with any Lightning® device.*
- ✦ *Supports multiple charging specifications; USB-A to Lightning, USB-C to Lightning, USB-A to USB-C, USB-C to USB-Power Delivery, Qualcomm® Quick Charge™, Samsung® adaptive charging, Android Auto™ and Apple CarPlay® using the USB media port.*

H671SFN000

Soothing surroundings.

Engineered with a superior interior atmosphere, the Subaru Trailseeker includes features for a completely content travel experience. Make every adventure more satisfying with Genuine Subaru Accessories.



Sunshade – Windshield

The foldable Sunshade offers a triple layer of protection to help reduce vehicle temperature up to 40 degrees. It is custom-cut to fit properly, and includes a handy storage bag.

SOA9031000



Sunshade – 2nd Row

Helps to dull sun glare, reduce interior temperature and provide UV-A/B protection to keep your rear passengers comfortable. Custom designed to function with all safety features.

F501SWV000

Not for use when the windows are fully open while the vehicle is in motion.

COMFORT AND CONVENIENCE



Cargo Net

Neatly holds cargo and prevents it from sliding while the vehicle is in motion.

PS34742262



Cargo Tray

Helps protect the cargo area from sand, water, stains, dirt and other messes while providing a surface that helps reduce the shifting of cargo while driving.

J501SWV100 (Premium trim)

J501SWV110 (Limited and Touring trims)



Cargo Organizer

Conveniently transport your outdoor gear or up to four grocery bags neatly in the back. Quickly collapses when not in use.

SOA567T100



Ash Tray

Fits conveniently in the center console cup holder. Easily removed to empty contents.

92172AG040

Requires Ash Tray Holder.



Ash Tray Holder

Helps to give the ash tray accessory a snug fit in the center console cup holder.

F6010AG010



Genuine Subaru Accessories are designed using original factory vehicle CAD data for a precise fit compared to "one size fits all" aftermarket additions.

Efficiently explore the great outdoors.

Bring all the gear you need to experience all your adventures. Genuine Subaru Lifestyle Accessories give you the extra cargo-carrying flexibility to explore and discover new places in your Subaru Trailseeker.



Thule® Awning – Roof Mounted

Seamlessly integrates with your Subaru to provide shelter from the sun and rain. The awning features high strength fabric with an exclusive system for perfect canopy tension, and integrated telescopic support legs to help quickly setup and adjust to the correct height. When it's time to drive, easily stow and protect in a sleek, durable and lightweight aluminum case.

- ◆ *Integrated legs and tension arms allow for simple, one person setup.*
- ◆ *6.2 ft. in length and projects 8 ft. when fully extended.*
- ◆ *Suitable for use on vehicles with a crossbar set.*
- ◆ *Includes locking adapter kit for mounting to the crossbars and stakes to secure the legs to the ground.*
- ◆ *When used on a hard surface, weights are recommended to anchor and stabilize the legs.*
- ◆ *Can be used in conjunction with the Thule® Roof Top Tent or other Genuine Subaru Lifestyle roof top accessories.*

SOA567C200



Thule® Awning – Roof Mounted shown on Subaru Forester.

Thule® Roof Top Tent

A modern shape and spacious interior transform your vehicle into a home away from home, providing more living space for you and for your gear. Features panoramic skylights and windows to help keep you cool and the tent well ventilated, and a dual-layer foam mattress for increased comfort.

- ✦ *2-3 person capacity: sleeps two adults and one child, or two adults comfortably.*
- ✦ *Lockable mounting brackets secure the tent to the Thule® Crossbar Set – Aero Extended.*
- ✦ *Removable rain cover with three modes of protection – heavy rain, rain protection with visibility through windows and skylights, and ready-to-deploy mode.*
- ✦ *Six dual-zippered panels for the door, window, and four skylights feature a bug screen and water-resistant polyester panel for privacy.*
- ✦ *Zippered travel cover protects the tent from the elements when the tent is stowed on top of the vehicle.*
- ✦ *Telescoping aluminum ladder allows easy access to the roof top tent and functions as a critical support to stabilize the weight of the tent and its occupants; top ladder rungs must be compressed at the top for stability.*
- ✦ *Suitable for use on Subaru vehicles equipped with factory raised roof rails and adequate roof capacity. Consult vehicle owner's manual for total roof load limit.*
- ✦ *Quick and easy deployment in three minutes or less: unzip the travel cover, unfold the base and secure the ladder properly to begin your camping adventure!*

SOA567C100

Requires Thule® Crossbar Set – Aero Extended.

- ✦ *Open dimensions: 95" x 56" x 44"*
- ✦ *Closed dimensions: 49" x 56" x 11"*
- ✦ *Sleeping footprint: 95" x 51"*
- ✦ *Peak internal height: 40.2"*
- ✦ *Weight of tent: 128 lbs.*



Thule® Roof Top Tent shown on Crosstrek Sport.

Thule® Bike Carriers – Hitch Mounted

Designed to properly attach to the Genuine Subaru Trailer Hitch to securely transport bicycles. The anti-sway cages prevent bike-to-bike and bike-to-vehicle contact. Arms fold down when not in use and the rack pivots backwards for rear of vehicle access. Integrated locking cable and locking hitch pin lock the bikes to the carrier and carrier to the vehicle. Easy to handle, install and remove. See instructions for details.

Requires Trailer Hitch.

To avoid blocking taillights, use roof mounted bike carriers to transport bikes with solid disc wheels. Before installing this carrier, please check the laws of your state regarding license plate visibility.

Thule® Bike Carrier – Hitch Mounted (2-bikes)

- ★ *Lightweight, aluminum rack is nearly half the weight of most hitch racks.*
- ★ *Requires Thule® 2-inch hitch adapter.*
- ★ *Two bike, 70 lbs. total weight capacity.*

SOA567B042
SOA567H011 (2" Adapter)



Thule® Bike Carrier – Hitch Mounted (4-bikes)

- ★ *Durable steel construction.*
- ★ *Designed to attach to the 2-inch Genuine Subaru Trailer Hitch.*
- ★ *Four bike, 150 lbs. total weight capacity.*

SOA567B051



Thule® Bike Carrier – Hitch Platform (2-bikes)

Designed to transport mountain or downhill bikes, ebikes, fat bikes or bicycles with carbon frames. Rack tilts down for rear of vehicle access and folds up when not in use. Includes locks to secure bikes to the carrier and the carrier to the vehicle. See instructions for details.

- ★ *Durable steel construction.*
- ★ *Designed to fit 1-1/4-inch receiver.*
- ★ *Fits most 20" to 29" wheels with tires up to 5" wide.*
- ★ *Requires Thule® 2-inch hitch adapter.*
- ★ *Two bike, 100 lbs. total weight capacity.*

SOA567B060
SOA567H011 (2" Adapter)

Requires Trailer Hitch.

To avoid blocking taillights, use roof mounted bike carriers to transport bikes with solid disc wheels. Before installing this carrier, please check the laws of your state regarding license plate visibility.



Thule® Bike Carrier – Fork Mounted

Features a sliding rear wheel cradle to securely transport one bicycle. Includes one lock to securely lock the bike to the carrier and the carrier to the vehicle.*

- ◆ Fits most bikes with up to 2.6" wide tires.
- ◆ Corrosion-resistant, low-profile, lightweight aluminum tray.
- ◆ Ratcheting wheel strap secures the rear wheel.
- ◆ Integrated mounting clamps to easily install and switch between compatible vehicles.

SOA567B011



Thule® Bike Carrier – Roof Mounted

Features self-adjusting jaws that automatically wrap around the downtube for precise frame hold. Includes one lock to securely lock the bike to the carrier.*

- ◆ Fits most 20" to 29" wheel bikes with up to 2.6" wide tires.
- ◆ Adjustable mounting clamps to easily install or switch between compatible vehicles.

SOA567B020



Subaru engineers work hand-in-hand with Thule® during the design and development of Genuine Subaru Lifestyle Accessories. A comprehensive series of tests are performed to ensure all racks and carriers comply with stringent Subaru requirements.

Crossbar Sets

Use in conjunction with Genuine Subaru roof attachments and carriers to increase your vehicle's cargo-carrying capabilities. Designed for quick and easy installation and removal. Consult vehicle owner's manual for total roof load limit.



Crossbar Set – Aero (Non-Adjustable)

- ★ *Designed and validated to minimize wind noise.*
- ★ *Does not support the use of roof top tents.*


PS27842260



Crossbar Set – Aero (Adjustable)

- ★ *Designed and validated to minimize wind noise.*
- ★ *Does not support the use of roof top tents.*

SOA843X068




Thule® Crossbar Set – Aero Extended

- ★ *Features large surface area to mount multiple accessories.*
- ★ *Aerodynamic profile helps minimize wind noise.*
- ★ *Suitable for use with roof top tents.*

SOA567X010

SOA567X070 (Black)



Thule® Cargo Carriers

Provide additional cargo-carrying capacity and feature dual-side opening for easier loading and unloading from either side of the vehicle. The low-profile, aerodynamic design provides increased garage access without sacrificing box capacity and the Quick-Grip™ mounting system allows for an easy, tool-free installation and removal.*



Thule® Cargo Carrier

- ✦ 13 cubic feet lockable storage capacity.
- ✦ Measures 65" L x 34.5" W x 16" H.

SOA567C023

Thule® Cargo Carrier – Extended

- ✦ 17 cubic feet lockable storage capacity.
- ✦ Measures 84" L x 34.5" W x 17" H.

SOA567C050

Thule® Paddleboard Carrier

Telescoping design provides a custom fit to transport boards up to 34" wide. Holds up to two boards.*

- ✦ Heavy-duty, steel-reinforced webbing.
- ✦ Improved locking mechanism for security.
- ✦ Soft, weather-resistant padding protects boards during transit.

SOA567P011




Thule® Ski and Snowboard Carrier

Securely holds up to six pairs of skis or four snowboards.*

- ✦ Ultra-soft rubber arms grip without scratching surfaces.
- ✦ Features 30" wide loading platform.
- ✦ Includes four locks to lock gear to the carrier and carrier to vehicle.

SOA567S011



Thule® Heavy-Duty Roof Cargo Basket

Provides additional storage space with easy access to load and unload gear of all shapes and sizes.*

- ✦ Low-profile design and tapered sidewalls.
- ✦ Custom fairing to help deflect wind.
- ✦ Includes black stretch net with hooks.
- ✦ Measures 50.25" L x 41" W x 6" H.

SOA567C011



Thule® Kayak Carrier

Steel and reinforced plastic design helps protect up to two kayaks during transport.*

- ✦ Dual-position upright mount allows for a single kayak to be angularly mounted or two boats to be vertically mounted.
- ✦ Supports one kayak up to 75 lbs. or two kayaks with combined weight of up to 130 lbs.
- ✦ Folds flat when not in use for increased overhead clearance and improved fuel economy.
- ✦ Includes tie-down straps and bow/stern ropes to securely hold one kayak to the carrier and locks to secure the carrier to the vehicle.

SOA567K012

Additional straps (not included) are required when transporting two kayaks.





Kick Sensor Kit

Repositions the rear gate sensor when the Trailer Hitch is installed to maintain hands-free access to the cargo area.

- ✦ *Opens the rear of the vehicle with a motion of your foot under the rear bumper.*
- ✦ *Operates when your key fob is within range and when the vehicle is turned off.*
- ✦ *For safe operation, stand back approximately 10-13 inches from the rear of the vehicle.*

PS41342262



Trailer Hitch

Subaru hitches are engineered and crash tested to the same rigorous safety standards as the rest of the Trailseeker. Heavy-duty 2-inch receiver is rated at 3,500 lbs. maximum towing capacity, 350 lbs tongue weight.

Ball mount sold separately. Hitch ball not included. Trailer brakes may be needed. Requires Kick Sensor Kit and Tow Hitch Converter to maintain access to the Hands-Free Power Rear Gate on applicable trims.

PS97448262 (Ball Mount)

PS97442261 (Trailer Hitch)

PS97442263 (Tow Hitch Converter)

Late availability.



Trailer Hitch Fascia Panel

Designed with durable, weather and fade-resistant materials and engineered to complement the vehicle fascia design, providing a finished appearance when the Genuine Subaru Trailer Hitch is installed.

L101SWV000



Trailer Hitch Cap

Designed to fit 2-inch trailer hitches, this cap is made from rubberized exterior grade plastic with a screen printed Subaru logo in UV-resistant polyurethane.

SOA342L172

Prepared to pamper your pets.

Your furry companions at your side complete any adventure. Bring them with you in safety and comfort with Genuine Subaru Pet-friendly Accessories.



Collapsible Pet Kennel

Portable, compact, lightweight and constructed of durable, black polyester fabric and a steel tube frame. Designed with three large integrated zippered openings for easy pet access. Includes carrying handle to easily transport when not in use and two pockets to carry your pet's personal cargo. Manufactured by Thule®.

- ◆ *Designed for travel and everyday transport of your pets.*
- ◆ *Easy-to-use alternative to cumbersome metal carriers.*
- ◆ *Secures in the cargo area with four adjustable straps and carabiner hooks.*

SOA567P101 (Medium: 32" L x 23" W x 23" H)

SOA567P201 (Large: 36" L x 25" W x 25" H)

The Collapsible Pet Kennel, manufactured by Thule®, is backed by a 2-year warranty through Thule®. Please visit <https://www.thule.com/en-us/about-thule/warranty> for details.

Rear Bumper Protector Mat

Helps protect top surface of rear bumper when your pets are entering and exiting the vehicle.

E101EAJ501

When not in use, folds flat on cargo floor or under cargo tray.





Pet-friendly Padded Cargo Liner

Provides a comfortable resting area for your pet while protecting the cargo area and seatbacks from pet hair, nail scratches, accidents and spills.

- ✦ Features thick padding and durable polyester shell.
- ✦ Includes foldout bumper protector for added protection.
- ✦ Integrated zipper allows for 60/40 seats to be up or down when in use.
- ✦ Easy installation: adjustable straps affix to headrests along with clips that attach to cargo area mounting points.
- ✦ LATCH-accessible, machine-washable, easy to vacuum or wipe clean.

F411SWV100



Organizer and Pet Rear Seat Extender

Increase the back seat resting area for your dog while providing storage space for pet gear and other personal items.

- ✦ Helps keep your pet calm and comfortable by filling the gap between front and rear seat.
- ✦ Conforms to the shape of the rear seat to match seat height and minimize the gap between the seat and the extender.
- ✦ Suitable for dogs up to 200 lbs.
- ✦ Includes dividers to keep personal items well organized and provide a sturdy structure to support your pet's weight.
- ✦ Easy to clean and quickly folds flat for storage when not in use.
- ✦ Two required to cover the driver and passenger side back seat areas.

J201SSL000





Pet Travel Bowl

Travel with your pet's food and water in one convenient, portable container. Freeze water in the base to keep water cool and wet food fresh. Manufactured by Sleepypod® and designed in distinctive Subaru blue.

- ✦ Lid doubles as a second bowl.
- ✦ Textured base helps resist spilling or tipping.
- ✦ Constructed of FDA food grade silicone, dishwasher and microwave safe and BPA free.

SOA854B001 (Small)

SOA854B002 (Medium)

License Plate Frames – Pet Lover

At Subaru, pets are part of the family. Share your love for your furry, scaly or feathered friends with our Pet Lover license plate frame. Subaru Pet Lover frames are manufactured from heavy-gauge 304-stainless steel that will not rust or corrode, and feature a 1/2" frame width around the top and sides and 1-1/8" width bottom.

SOA342L165 (Matte Black)

SOA342L166 (Stainless Steel)



Pet-friendly Padded Seat Protector

Protects the back seat from muddy paws and pet hair while your pet travels in padded comfort. Designed without buckles or straps, installation and removal is quick and easy with removal and reinstallation of the headrests and repositioning of the seatbelt through a Velcro® opening in the protector.

- ✦ Heavy-duty quilted seat pad and tailored seatback for maximum coverage.
- ✦ LATCH-accessible, machine-washable and water-resistant.
- ✦ Suitable for use with child car seats and rear passengers.

F411SWV110

60/40 seat functionality compromised when in use.



Seat Cover – Rear

A tailored, snug fit helps keep your second row tidy. Install with integrated straps and buckles. Made with a polyester front and polyurethane coated back, the cover is great for pets, kids and life on the go.

- ✦ Includes full protection to the rear headrests.
- ✦ LATCH-accessible, machine-washable and water-resistant.

F411SWV200

Maintains center armrest and 60/40 folding functionality.



Pet Carrier and Mobile Pet Bed

Multi-functional, ultra-plush pet bed provides comfort for your pet and helps make travel less stressful. Features zipper pulls to remove upper mesh dome, padded carry handle and adjustable shoulder strap. Manufactured by Sleepypod® and uniquely designed in Subaru blue.

- ◆ *Doubles as a carrier and car seat to transport your small dog or cat in comfort and safety.*
- ◆ *Crash-tested and certified by the Center for Pet Safety.*
- ◆ *Designed with Velcro® positioning points to secure seatbelt straps when used as a car seat.*
- ◆ *Luggage-grade exterior easily wiped clean.*
- ◆ *Removable plush bedding is machine-washable.*



SOA854S100

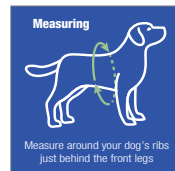
Suitable for pets weighing 15 pounds and under.
Not suitable for use during air travel.

Pet Harness

Buckle up your dog for safety before you begin your road trip together. Infinity Loop webbing design, padded vest, seatbelt grade straps and stress-tested buckles work together to distribute and reduce damaging forces in the event of a car collision. Manufactured by Sleepypod® in signature Subaru blue. Refer to the sizing guide to determine the correct size for your dog.

- ◆ *Crash-tested at child safety seat standards and certified by the Center for Pet Safety for dogs 18-90 lbs.*
- ◆ *Double "D" ring connection design to affix a leash.*
- ◆ *Reflective strips and logo for improved visibility at night.*

SOA854H000 (Small: 16.5" - 22")
SOA854H010 (Medium: 22.5" - 28")
SOA854H020 (Large: 28.5" - 34")
SOA854H030 (X-Large: 34.5" - 40")



Pet Ramp

Provides easy access for pets to enter and exit the vehicle. Aluminum and plastic construction with rubberized feet to avoid shifting when in use.

- ◆ *Especially suited for senior dogs and those with mobility issues.*
- ◆ *Non-slip ramp and high-grip ridged surface for safer footing in most weather conditions.*
- ◆ *Lightweight, telescoping design folds with ease to store when not in use.*
- ◆ *Supports pets up to 220 lbs.*

SOA932P100

Use only for pets to enter and exit the cargo area.
Not suitable for rear seat entry and exit.





Subaru of America reserves the right to change or withdraw accessories at any time without prior notice and without incurring the obligation to make changes to any accessories previously sold. All images are representative.

The various Subaru house marks, logos, trademarks and/or names used or featured are owned, registered, and/or exclusively licensed by or from Subaru Corporation or Subaru of America, Inc.
Android Auto is a trademark of Google LLC.
Apple, CarPlay and Lightning are registered trademarks of Apple, Inc.
HomeLink is a trademark of Gentex Corporation.
Qualcomm, Quick Charge and Qualcomm branded products are products of Qualcomm Technologies, Inc. and/or its subsidiaries.
Samsung is a registered trademark of Samsung Electronics Co., Ltd.
The Center for Pet Safety (CPS) is a 501(c)(3) non-profit research and advocacy organization dedicated to consumer and companion animal safety.
Sleepypod is a registered trademark.
Velcro is a registered trademark of Velcro IP Holdings LLC.
Thule and Quick-Grip are registered trademarks of the Thule Group.
*Roof accessories require Crossbar Set.
Consult vehicle owner's manual for total roof load limit.

©2026 Subaru of America, Inc.

Printed in U.S.A.

MSA6A2514

